

An Inventory of Human Traits Activity

PURPOSE:





Survey your classmates to find out which versions of certain characteristics (or traits) are more common and which are less common.

BACKGROUND: Let's start by writing two important definitions.

TRAIT:

ALLELE:

Some EXAMPLES....

TRAITS	ALLELES	
free ear lobes	 yes	or  no
widow's peak	 yes	or  no

PROCEDURES:

1. In Data Table 1, record whether you have the traits listed below with a "yes" or "no." Record your answers in the row marked "ALLELE." (Complete Data Table 1 except for the part where it said "tastes PTC.")
2. Then compare with your neighbor and see what traits the two of you share.
3. As a class, we will count the number of students who share these traits and count the number of students who do not share these traits.
4. Record our answer in Data Table 2.

DATA COLLECTION:

data table 1: YOUR TRAITS

TRAIT	Roll tongue	Free ear lobes	Dark hair	Widow's peak	Dimples on cheek	Tastes PTC
ALLELE						


data table 2: CLASS TRAITS

TRAIT	Roll tongue	Free ear lobes	Dark hair	Widow's peak	Dimples on cheek	Tastes PTC
ALLELE (YES)						
ALLELE (NO)						
TOTAL STUDENTS						

DATA ANALYSIS (answer in complete sentences):

1. Create a bar graph below to show how many students said “yes” or “no” for each trait.

An Inventory of Class Traits



2a. What are the most common traits in the class?

2b. What are the least common traits in this class?

CONCLUSIONS (answer in complete sentences):

1. Why do you think some traits are more common than other traits?

2. Why do you think people, including relatives, do not share the EXACT same traits?
